

65m - 2.500kg

60m - 3.000kg

55m - 3.500kg

50m - 4.000kg

48m - 4.200kg

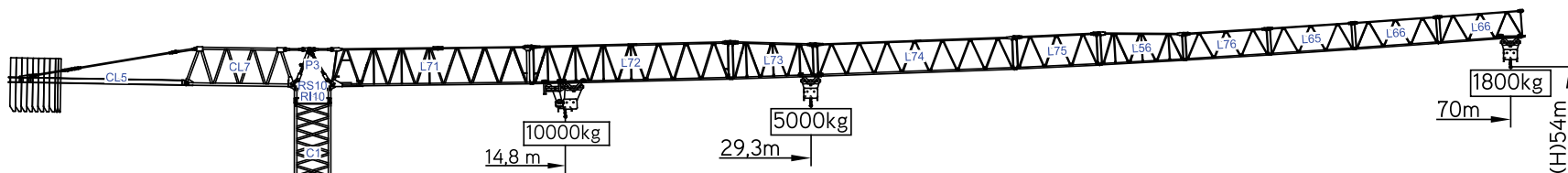
43m - 4.500kg

38m - 5.000kg

36m - 5.000kg

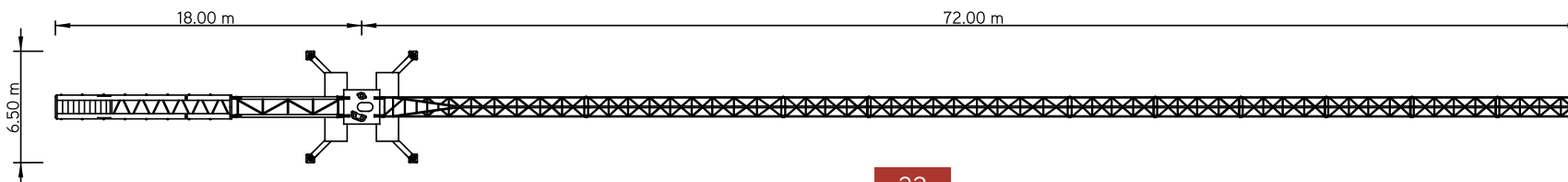
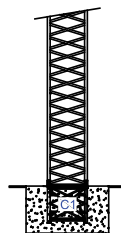
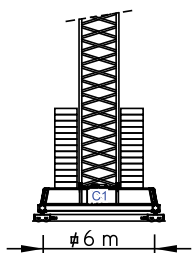
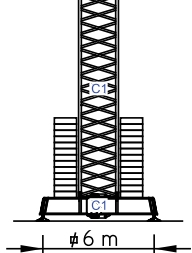
31m - 5.600kg

26m - 6.600kg



Cargas.Loads.Lasten.Charges.Cargas.Carichi.Yükler.ГРУЗОПОДЪЕМНОСТЬ






Icon	Diagram	Kg/m M/KIT	m	kg	Capacity (kg)													
					16	21	26	31	36	38	43	48	50	55	60	65	70	
18000 kg 8x2000 + 2x1000 kg	70m L71+L72+L73+L74+L75 L56+L76+L65+L66+L66	10000	29.3m	18000	5000	5000	5000	4710	3990	3750	3260	2870	2730	2440	2190	1990	1800	
18000 kg 8x2000 + 2x1000 kg	65m L71+L72+L73+L74+L75 L56+L76+L65+L66	10000	35.5m	18000	5000	5000	5000	5000	4940	4650	4050	3580	3410	3060	2760	2500		
17000 kg 8x2000 + 1x1000 kg	60m L71+L72+L73+L74+L75 L56+L76+L65	10000	38.2m	17000	5000	5000	5000	5000	5000	4400	3650	3180	3010	2660	2360	2100		
17000 kg 8x2000 + 1x1000 kg	60m L71+L72+L73+L74+L75 L56+L76+L65	10000	19.3m	17000	10000	9140	7210	5900	4960	4650	4000	3490	3320	2930	2600			
17000 kg 8x2000 + 1x1000 kg	55m L71+L72+L73+L74+L75 L56+L76	10000	40m	17000	10000	9620	7600	6230	5240	4910	4240	3700	3520	3100				
16000 kg 8x2000 kg	50m L71+L72+L73+L74+L75 L56	10000	40.9m	16000	5000	5000	5000	5000	5000	5000	4760	4200	4000					
16000 kg 8x2000 kg	50m L71+L72+L73+L74+L75 L56	10000	20.6m	16000	10000	9860	7790	6390	5380	5050	4360	3800	3600					
14000 kg 7x2000 kg	48m L71+L72+L73+L75+L56 L76+L65	10000	41m	14000	5000	5000	5000	5000	5000	5000	4800	4200						
14000 kg 7x2000 kg	48m L71+L72+L73+L75+L56 L76+L65	10000	20.7m	14000	10000	9950	7860	6450	5430	5100	4400	3800						
12000 kg 6x2000 kg	43m L71+L72+L73+L75+L56 L76	10000	39m	12000	5000	5000	5000	5000	5000	5000	4500							
12000 kg 6x2000 kg	43m L71+L72+L73+L75+L56 L76	10000	19.7m	12000	10000	9450	7460	6110	5140	4820	4100							
11000 kg 5x2000 + 1x1000 kg	38m L71+L72+L73+L75+L56	10000	38m	11000	5000	5000	5000	5000	5000	5000								
11000 kg 5x2000 + 1x1000 kg	38m L71+L72+L73+L75+L56	10000	19.2m	11000	10000	9180	7240	5930	4980	4600								
9000 kg 4x2000+1x1000 kg	36m L71+L73+L75+L56+L76 L65	10000	37.3m	9000	5000	5000	5000	5000	5000									
9000 kg 4x2000+1x1000 kg	36m L71+L73+L75+L56+L76 L65	10000	18.8m	9000	10000	9070	7160	5860	4800									
8000 kg 4x2000 kg	31m L71+L73+L75+L56+L76	10000	36.6m	8000	5000	5000	5000	5000	5000									
8000 kg 4x2000 kg	31m L71+L73+L75+L56+L76	10000	18.5m	8000	10000	8930	7040	5600										
7000 kg 3x2000+1x1000 kg	26m L71+L73+L75+L56	10000	35.5m	7000	5000	5000	5000											
7000 kg 3x2000+1x1000 kg	26m L71+L73+L75+L56	10000	17.9m	7000	10000	8650	6600											

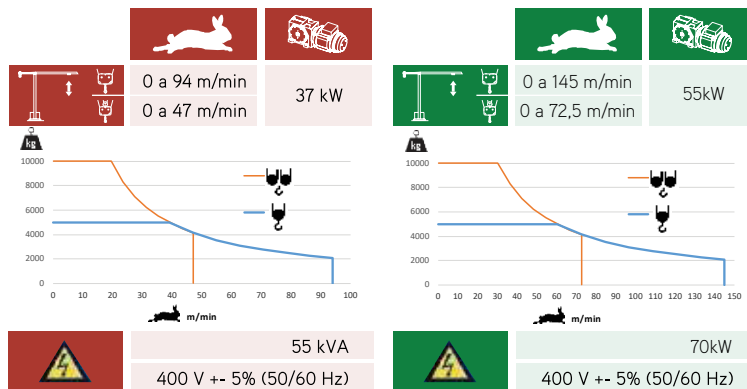


SGT 7018TL

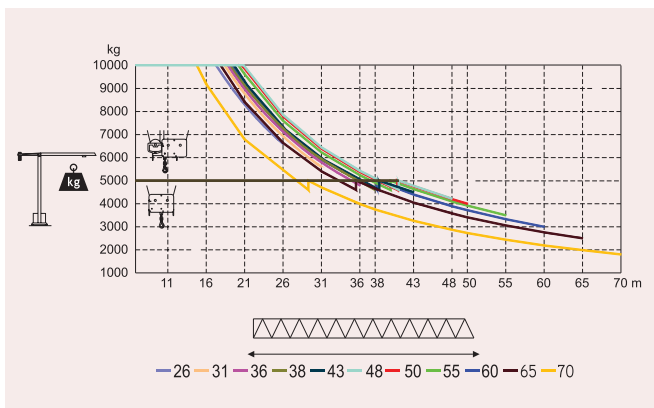
70m - 1.800kg 10.000Kg

Características . Characteristics . Eigenschaften
Características . Characteristics . Eigenschaften
Özellikler . ХАРАКТЕРИСТИКИ


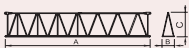

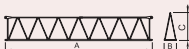












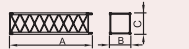
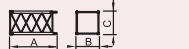




	
	0 a 1 r.p.m. 3x5 daN.m
	0 a 60 m/min 5,5 kW
	0-10 m/min 2x4 kW



Velocidade de elevação . Hoisting speed . Hubgeschwindigkeit . Vitesse d'élevation .
Velocidad de elevación . Velocità di sollevamento . Kaldırma hızı (m/min) .
Скорость подъема (м/мин)



Elementos . Parts . Teile . Éléments . Elementos . Elemento . Parçalar . ЭЛЕМЕНТЫ

		A (mm)	B (mm)	C (mm)	kg	Code
L71		11970	1900	2900	6500	
L72		11970	1160	2260	2500	
L73		5230	1160	2260	750	
L74		11950	1160	1950	1400	
L75		5200	1160	1950	500	
L56		5200	1160	1930	590	
L76		5180	1160	1610	370	
L65		5110	1160	1610	330	530 70 18
L66		5110	1160	1610	2x300 600	
RS10 R110		2620	2180	2150	8000	
P3		2430	1300	760	1270	
CL7		6475	1220	2300	2600	
CL5		10550	1500	500	3720	
CP3		1160	165	3140	2x1000 2000	704 10 00
CP2		1160	330	3140	8x2000 16000	704 20 00
TOTAL					47130	
C1		12000	2180	2180	4200	509 12 00
C1		6130	2180	2180	2200	509 06 00
C1		3195	2180	2180	1200	508 12 03
C1		3195	2250	2250	1360	509 06 03
C1		2280	2150	2150	850	509 06 02
C1		8725	800	1370	4600	609 00 02
C1		4200	380	1370	2x1700 3400	
TOTAL					8000	